


TIMBER

ASSEMBLY INSTRUCTIONS



1Six8

Designers of acoustic and **environmentally sustainable** office solutions


TIMBER

ASSEMBLY INSTRUCTIONS

COMPONENTS

Main frame strut

x10




10 slot connector

x4


TIMBER

ASSEMBLY INSTRUCTIONS

EXPENDED VIEW




ASSEMBLED PRODUCT



TIMBER

ASSEMBLY INSTRUCTIONS

SUSPENSION POINTS



 Suspension point

TIMBER

ASSEMBLY INSTRUCTIONS

Timber 1m



Sheet Thickness
12mm

Dimensions
1020mm (l) x 408mm (dia)

Timber 2m

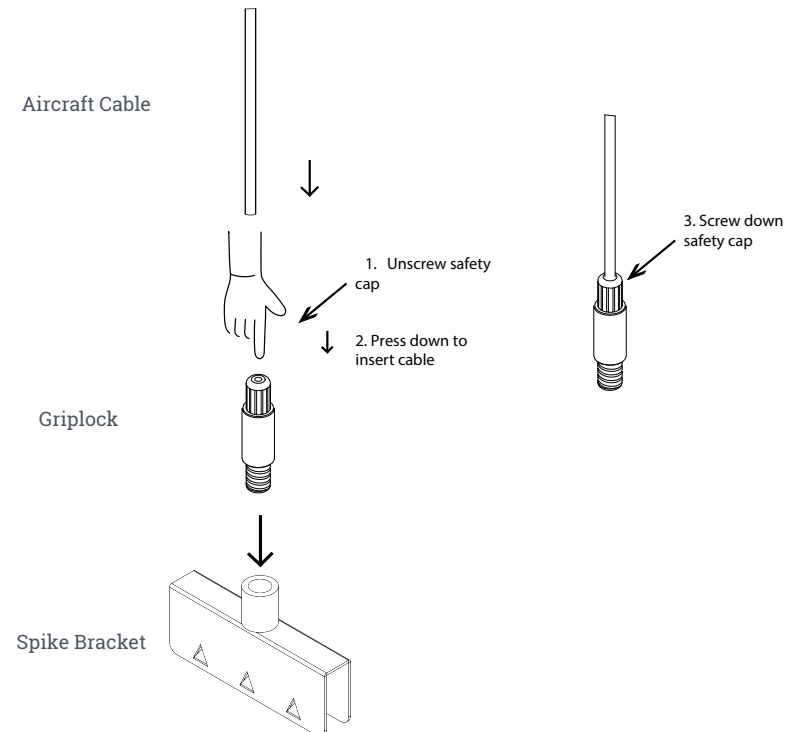


Sheet Thickness
12mm


Dimensions
2050mm (l) x 408mm (dia)

Suggested Fixings

Option 1: Spike Bracket with Griplock and Aircraft Cable.



14six8



Telephone

Francois: +44 7305 349443

Daniel: +27 82 331 8319

Email

studio@14six8.com

Website

www.14six8.com

Address

71-75, Shelton Street, Covent Garden,
London, WC2H 9JQ, United Kingdom

TIMBER

ASSEMBLY INSTRUCTIONS